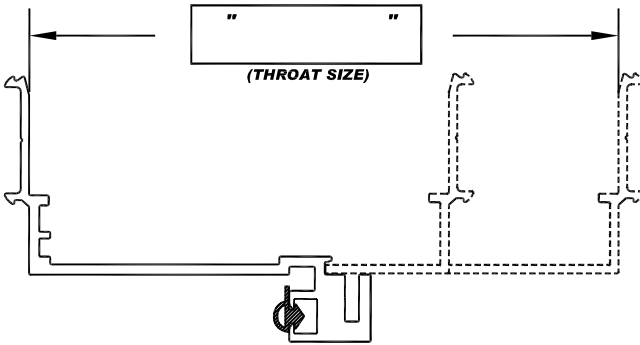


ABS-AC - ADJUSTABLE "E" FRAME



 MITER TRIM

 NOTCH JAMBS (HEADER REST ON TOP OF JAMBS)

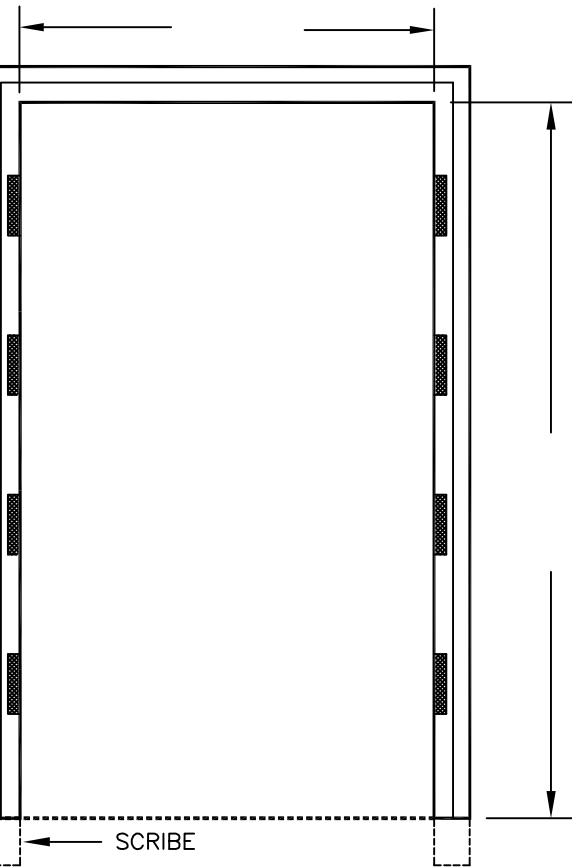
 SQUARE CUT TRIM

 NOTCH HEADS (HEADER CUT NET BETWEEN JAMBS)


TO TOP OF HINGE



FLOOR LINE


HINGE:

X (•)

STRIKE:
TRIM:
 1" STANDARD 2" TRIM
 1-1/2" FULL FACE OTHER _____

FRAME FINISH:
 CLR BLK
 DK BRZ PTD OTHER _____

DOOR FRAME SEAL:
 GREY
 BLACK

SCRIBE:
 YES 1" 2"
 NO 1-1/2"

INTUMESCENT IN
 YES

JAMBS (CONCEALED):
 NO

OPENING SIZE: X

SPECIFIC FRAME DATA:

MARK NUMBER	SWING	DIMENSIONS		CLOSER		LABEL MINUTES	
		WIDTH (IN)	HEIGHT (IN)	REG.	PAR.	POS.	NEUT.

MARK FRAMES BY NUMBER \ SPECIAL PACKAGING

ABS - Architectural Components

8401 Rovana Cir. Sacramento CA. 95828

Toll Free Number: (866) 566-2161

Phone Main: (916) 388-2161

Fax: (916) 388-9336

SALES ORDER AND FIELD MEASUREMENT

COMPANY NAME :
JOB NAME :
ABS-AC FORM P.O. NUMBER :
ABS-AC S4
PAGE
OF