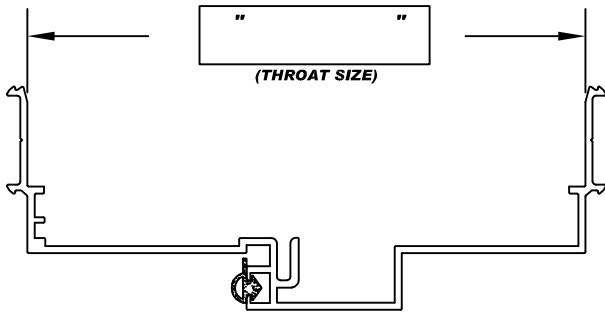
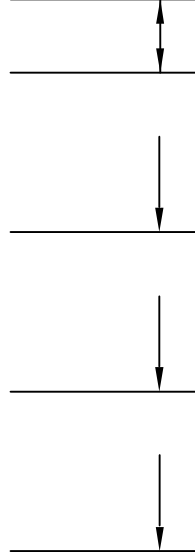


# ABS-AC - STD. FRAME



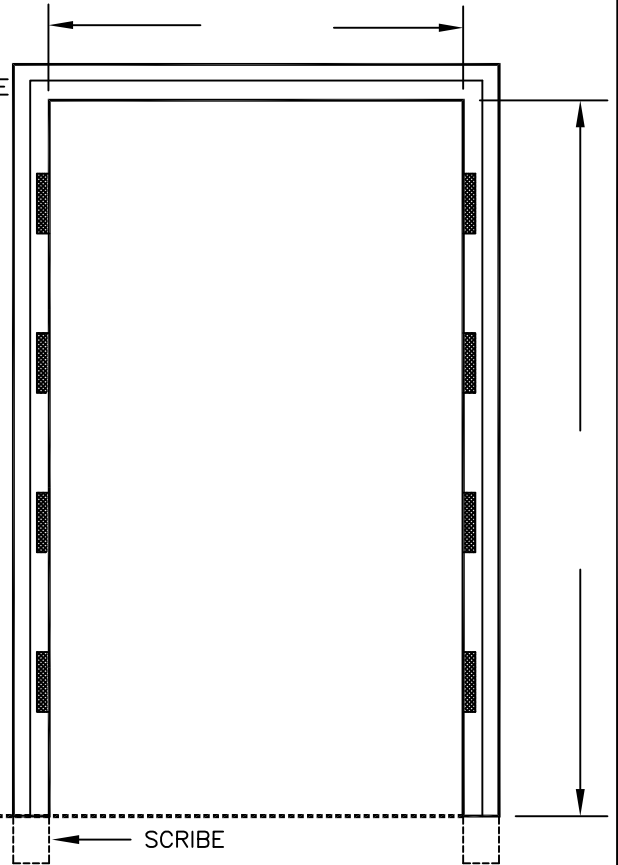
- MITER TRIM
- NOTCH JAMBS (HEADER REST ON TOP OF JAMBS)
- SQUARE CUT TRIM
- NOTCH HEADS (HEADER CUT NET BETWEEN JAMBS)

TO TOP OF HINGE



FLOOR LINE

SCRIBE



**HINGE:** \_\_\_\_\_ X \_\_\_\_\_ (• \_\_\_\_\_)

**STRIKE:** \_\_\_\_\_

**TRIM:**  1" STANDARD  2" TRIM  
 1-1/2" FULL FACE  OTHER \_\_\_\_\_

**FRAME FINISH:**  CLR  BLK  
 DK BRZ  PTD  OTHER \_\_\_\_\_

**DOOR FRAME SEAL:**  GREY  
 BLACK

**SCRIBE:**  YES  1"  2"  
 NO  1-1/2"

**INTUMESCENT IN JAMBS (CONCEALED):**  YES  
 NO

OPENING SIZE: \_\_\_\_\_ X \_\_\_\_\_

MARK FRAMES BY NUMBER \ SPECIAL PACKAGING

## SPECIFIC FRAME DATA:

MARK NUMBER	SWING	DIMENSIONS		CLOSER		LABEL MINUTES	
		WIDTH (IN)	HEIGHT (IN)	REG.	PAR.	POS.	NEUT.



**ABS - Architectural Components**  
 8401 Rovana Cir. Sacramento CA. 95828  
 Toll Free Number: (866) 566-2161  
 Phone Main: (916) 388-2161  
 Fax: (916) 388-9336

## SALES ORDER AND FIELD MEASUREMENT

**COMPANY NAME :** \_\_\_\_\_

**JOB NAME :** \_\_\_\_\_

**ABS-AC FORM P.O. NUMBER :** \_\_\_\_\_

**ABS-AC S4**

**PAGE OF**